
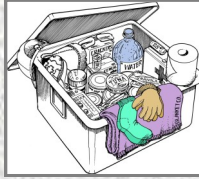


Emergency Survival Kit

Government institutions will respond to the disasters of the community, but citizens could be on their own for hours, even days, after any disaster.

- Enough dry or canned food and drinking water for three days for each person
- Can opener
- First aid supplies and first aid manual
- Copies of important documents (birth certificates, licenses, insurance policies, etc.)
- Special items required by members of the family such as: medications, formula for the baby, glasses, contact lenses, hearing aids, etc.
- A change of clothes
- Sleeping bags or blankets
- Radio or television with batteries
- Flashlight and extra batteries
- Whistle
- Waterproof matches
- Toys, books, games, puzzles
- Extra house and vehicle keys
- Name of contact persons and their telephone numbers



Additional items you can store at home for use during an emergency

Cooking supplies:

- Camp stove and or portable barbeque
- Fuel for cooking, such as charcoal or camp stove fuel
- Plastic knives, forks, spoons
- Paper plates and cups
- Paper towels
- Heavy-duty aluminum foil

Sanitation supplies:

- Large plastic trash bags for trash and or water protection used as garment
- Large trash cans
- Bar soap and liquid detergent
- Shampoo
- Toothpaste and toothbrushes
- Feminine and infant supplies
- Toilet paper
- Household bleach with no additives, and eyedropper (for purifying drinking water)
- Newspaper - to wrap garbage and waste



Comfort:

- Sturdy shoes
- Gloves for clearing debris
- Tent



Tools:

- Ax, shovel, broom
- Crescent wrench for turning off gas
- Screwdriver, pliers, hammer
- Coil of one-half inch rope
- Plastic tape and sheeting
- Knife or razor blades
- Garden hose for siphoning and fire fighting



For more information visit:

- Washington State Emergency Management www.mil.wa.gov/emergency-management-division
- Facebook: www.facebook.com/WashEMD
- FEMA: www.community.fema.gov
- Ready.Gov: www.ready.gov/publications
- FloodSmart: www.floodsmart.gov/floodsmart
- American Red Cross: www.RedCross.org
- Contact your local emergency management office



Communities throughout the Pacific Northwest are subjected to many types of disasters. While we hope that such occurrences never happen it has been shown time and time again that being prepared for disasters is prudent.

- **Make a Plan**
- **Build Kits**
- **Get Connected**
- **Become Involved**



Experts tell us to plan to be on our own for a minimum of three days, but take the time to evaluate your location, the needs of your family, and gather supplies that are necessary to survive for a longer period of time.




Washington State Emergency Management Division
20 Aviation Dr. Bldg 20, Camp Murray, WA 98430-5122
www.mil.wa.gov/emergency-management-division
253-512-7000; 1-800-562-6108




Wildland Fires

- Know all your evacuation routes.
- Carry disaster kits.
- Notify everyone and leave a note, or (out-of-area contact card).
- Listen to your radio and stay informed.



Windstorms



- Stay away from windows and falling objects.
- If you are outside, go indoors.
- Stay away from downed power lines.
- Limit or avoid driving; watch out for falling trees, branches, and other debris.
- Do not heat or cook inside your home with grills or hibachis.
- Use generators correctly.

Floods


- Learn all your emergency evacuation routes.
- Carry disaster kits.
- Notify everyone and leave a note, or (out-of-area contact card).
- Listen to your radio and stay informed.



Earthquakes



- If you are inside, Drop, Cover, & Hold On - protect your head & neck
- If you are driving, stop and stay inside the vehicle until shaking stops.
- Avoid
 - bridges
 - tall trees
 - buildings
 - light poles




Drought

- Conserve water
 - shorter showers
 - use small amounts when brushing your teeth
- Store extra water.
- Ensure water is safe to drink and/or purified.
- Stay out of stagnate water.



Tsunamis



At the beach

- If the earth shakes...
...run to high ground
- If you hear a siren...
...run to high ground
- If the ocean recedes from the shoreline...
...run to high ground
- Do not hesitate - immediately head for high ground!